

Reading Connection

Tips for Reading Success

Beginning Edition

March 2008

Lake Washington School District
Safety Net

Book Picks

Read-aloud favorites



■ *Junie B., First Grader: Aloha-ha-ha!*

This beginning chapter book in Barbara Park's funny series about Junie B. Jones features the first-grader on vacation in Hawaii. Kids will get a kick out of Junie B.'s bad luck—from getting stuck in her swim inner tube at the pool to a bird building a nest in her hair.



■ *Cook-a-Doodle-Do!*

Tired of chicken feed, a rooster asks his friends to help him make strawberry shortcake. Their hilarious cooking adventure includes Iguana beating eggs with a baseball bat and Pig trying to eat the batter. Janet Stevens's book contains a real recipe and cooking tips.


■ *Me on the Map*

Where in the world are you? Find out in this nonfiction book by Joan Sweeney. A little girl explains how maps work, beginning with a drawing of her room and expanding to maps of her house, street, town, state, country, and world.



■ *Fairy Trails*


Fairy tale and nursery rhyme characters make guest appearances in Susan Middleton Elya's story, written in English with splashes of Spanish. On the way to their aunt's candy house, Maria and Miguel meet Little Red Riding Hood, Aladdin, and Humpty Dumpty. A glossary translates the Spanish words.



Family literacy fun

Make reading and writing part of your family life, and you will build your child's skills and family bonds. Try these ideas.

Take family "booknics." Pack a picnic lunch along with a book for each person. After you eat, everyone can read silently, or choose one person to read aloud.



Read and write in restaurants. Have your youngster read the menu with you. Play games like hangman, or make word searches on paper napkins or placemats while waiting for your dinner.

Check the mail. Read e-mail and letters from friends and relatives together. Save bulk mail (catalogs, store flyers, coupons) to give your youngster a variety of reading material.

Research day trips or vacations. Learn about museum exhibits or amusement park attractions online. At your destination, your youngster can look for words she saw on the Web site (*Dinosaur Hall, roller coaster*).

Make reading and writing part of activities. Does your family enjoy baseball games? Read the program, players' names on the scoreboard, and signs in the ballpark. If you play miniature golf, read the rules aloud. Have your youngster write each person's name on the scorecard.

Host reading get-togethers. Invite another family over for regular "reading nights." Each person brings a book, and everyone swaps when they finish. You'll have twice the books to read, and reading in good company will add to the fun.♥

Writer's top 10

James uses the same words over and over when he writes. Jenna sometimes forgets punctuation. These youngsters could use a writing checklist like this one:

- My first sentence will make someone want to read my story.
- Each sentence is a complete thought.
- I stuck to my topic.
- My sentences begin in different ways.
- I used a variety of words.
- I capitalized proper nouns and the first word of each sentence.
- A punctuation mark ends every sentence.
- I double-checked my spelling.
- My sentences go in an order that makes sense.
- The last sentence brings all my ideas together.♥



Spelling practice—no pencils allowed!


Does your child get tripped up in spelling certain words? Many youngsters have trouble remembering tricky ones like *friend* or *would*. You can help him with these creative ways to practice spelling:

- Use technology. Let your youngster text message, instant message, or e-mail you the word each day for a week.
- Make a giant alphabet in five or six rows on a large sheet of cardboard or poster board. Say a word, and have your child jump onto each letter to spell it.

- Learn the sign language alphabet, and sign words to each other. For a photo of each sign, visit www.iidc.indiana.edu/cedir/kidsweb/asl.html. Or check the library for *My First Book of Sign Language*, published by Scholastic.

- Have a spelling bee with paper-bag puppets. Let your youngster draw faces on the bags. Then, take turns giving words and having the puppets spell them.

- Get alphabet stamps at a discount or dollar store. Your child can use ink or paint to stamp words on paper. ♥



Fun with Words

Rhyme scramble

Can your child unscramble *arkp*? (Hint: The answer rhymes with *bark*.) Playing with rhymes will help her pay attention to sounds in words and build reading skills. Try this mixed-up word game.



Start by thinking of two words that rhyme (*hill, fill; seed, need*). Or choose a word in a book you're reading together, and come up with a rhyme. Example:

Write *edep* (*deep*) on a sheet of paper. Tell your youngster that it rhymes with *keep*, and ask her to unscramble it. Then, challenge her to make a rhyme for you.

Once your child figures out that rhyming words usually end the same way, unscrambling the words will be easier. This will help her read more words, too. She'll know that if she can read *keep* and *deep*, she can also read *sheep* and *weep*. ♥

Q&A Help with reading

Q My daughter is embarrassed about being pulled out of class to read "easy" books because of her learning disability. How can I build Julie's confidence?

A Be honest with your daughter about why she needs extra help. You can say, "Your reading teacher is there to help you understand what you read and learn new words." That way, she'll see that being pulled out is a way of meeting goals and turning her into a better reader.

Help your child practice what to say if a classmate asks why she visits the reading teacher. Examples: "She gives me extra practice with reading." "She's helping me be a faster reader."

If your youngster wants to try a harder book, read one aloud to her at home. Then she can reread it on her own. The challenge will strengthen Julie's skills and boost her confidence.

Finally, remember to praise her progress along the way: "Wow! You read that book all by yourself. Good job!" ♥



Parent to Parent

Reading, writing, and singing

My son would rather listen to his CDs than read or write. I asked Tyler's teacher how I can get him more interested in books. She gave me the idea of using songs!

Our librarian helped us locate picture books of familiar songs. Tyler chose two to check out: *My Favorite Things* by Richard Rodgers and *This Land Is Your Land* by Woody Guthrie. He was

thrilled that since he knew the lyrics, he could "read" big words like *packages* and *California*. He wanted to read the songs over and over, and soon I could tell he had learned most of the words.

Tyler even decided to make his own songbook. With my help, he wrote down the words to "Take Me Out to the Ballgame" and drew illustrations for the song. ♥



OUR PURPOSE

To provide busy parents with practical ways to promote their children's reading, writing, and language skills.

Resources for Educators,
a division of Aspen Publishers, Inc.
128 N. Royal Avenue • Front Royal, VA 22630
540-636-4280 • rfeustomer@wolterskluwer.com
www.rfeonline.com
ISSN 1540-5648