

Name: _____ Period: _____

AP and Studio Arts - Preoccupations Painting

Media: watercolor and ink (sharpie or India ink)

The primary goal of this lesson is to use visual clues, or symbols, to communicate the thoughts that occupy your mental space. These may be constant, insistent thoughts, or those that drift in and out of your consciousness.

The following questions are designed to help you identify a theme and the visual symbols that may be used to communicate the theme.

1. Look over the list below, choose and fill in any 6 blanks with a word, or phrase, that best completes the statement.

- | | |
|-------------------------------|----------------------------|
| I am looking forward to _____ | I am angry about _____ |
| I am excited about _____ | I am frustrated by _____ |
| I am obsessed with _____ | I am thrilled by _____ |
| I am intrigued by _____ | I am concerned about _____ |
| I am perplexed by _____ | I am delighted by _____ |
| I am apprehensive about _____ | I need help with _____ |
| I am worried about _____ | I feel happiest when _____ |

2. Take 3 of the 6 words and identify 3 images (objects) that best represent this word.

Example: I am worried about earthquakes A) Bridges
B) Shattered glass
C) Railways


- _____ A) _____
B) _____
C) _____

- _____ A) _____
B) _____
C) _____




- _____ A) _____
B) _____
C) _____

3. Look over your 3 words and symbols and identify a recurring theme. Write a sentence, or two that defines the theme of your painting.

4. Use 3 of the shapes below to **create 3 thumbnail sketches** that convey your theme using the visual symbols you have identified. Think back to the work of Paul Klee and his use of shapes and repeated patterns to compose and image that balanced unity and variety to create an engaging and whimsical work of art.



Suggested Work Flow –
Use light washes of watercolor to define general shapes and areas. You may want to use masking tape to define shape edges before washing in color. Outlines, details and areas of black negative space will be added over the top of these base shapes to establish the rhythm of the work. Vary the size of your shapes to create visual interest and movement.



- ___/10 Thoughtful and complete written responses
___/10 Evidence of design problem solving with thumbnail sketches
___/10 Overall identification and communication of preoccupation theme
___/30 possible points