






Name: _____ Period: _____

Hatching Lines

Select two of the thumbnail images below and reproduce what you see on the left, as accurately as you can, in the space on the right. Start with a pencil to establish your contour line edges, then switch to your fine tip maker to add value changes, and finally, create contrast at shape edges.



These close ups are taken from Albrecht Durer's, The Four Horsemen of the Apocalypse, woodcut 1498.